

**Board of Trustees
Academic Affairs Subcommittee**

Akua J. Matherson
February 21, 2014



North Carolina Agricultural and Technical State University




North Carolina Agricultural and Technical State University

Discussion Points


- Where we are, Where we should be, and Next Steps
 - » Final Spring 2014 Enrollment;
 - » Financial Impact of Spring 2014 Enrollment;
 - » Fall 2014 Enrollment;
 - » New Provision for Additional Out-of-State New Freshman



www.ncat.edu

 North Carolina Agricultural and Technical State University								
Spring 2014 Census Enrollment								
AS OF JANUARY 25, 2014								
STUDENT CLASSIFICATION	CLASS REGISTRATION SPRING 2014				CLASS REGISTRATION SPRING 2013			
	(Validated/Paid)	%	Not Validated/Paid	%	(Validated/Paid)	%	Not Validated/Paid	%
New Freshmen	100	100.0%	-	0.0%	59	96.7%	2	3.3%
New Transfers	215	99.5%	1	0.5%	154	94.5%	9	5.5%
New Masters	149	100.0%	-	0.0%	165	93.8%	11	6.2%
New Doctoral	16	100.0%	-	0.0%	18	90.0%	2	10.0%
Special/Visiting	93	100.0%	-	0.0%	87	98.9%	1	1.1%
Consortium (Indiana and Greensboro)	138	100.0%	-	0.0%	169	100.0%	-	0.0%
Readmits	320	98.5%	5	1.5%	349	98.6%	5	1.4%
Continuing Undergraduates	7,662	99.9%	6	0.1%	7,663	99.8%	18	0.2%
Continuing Masters	1,075	99.8%	2	0.2%	1,155	99.6%	5	0.4%
Continuing Doctoral	264	100.0%	-	0.0%	235	100.0%	-	0.0%
Total	10,032	99.9%	14	0.1%	10,054	99.5%	53	0.5%
Total Students	10,046				10,107			
Data for spring 2013 was thru January 28, 2013								
STUDENT CLASSIFICATION	TOTAL REGISTERED STUDENTS							
	SPRING 2014 GOAL	1/27/2014	% to Goal	1/24/2014	% to Goal	1/23/2014	% to Goal	
New Freshmen	42	100	238.1%	100	238.1%	99	235.7%	
New Transfers	170	216	127.1%	221	130.0%	221	130.0%	
New Masters	243	149	61.3%	162	66.7%	162	66.7%	
New Doctoral	1	16	1600.0%	16	1600.0%	16	1600.0%	
Unclassified Undergraduates	323	515	159.4%	521	161.3%	520	161.0%	
Unclassified Master's	99	36	36.4%	43	43.4%	43	43.4%	
Unclassified Doctoral	-	5		5		5		
Continuing Undergraduates	7,891	7,668	97.2%	7,674	97.3%	7,674	97.3%	
Continuing Masters	1,187	1,077	90.7%	1,066	89.8%	1,065	89.7%	
Continuing Doctoral	244	264	108.2%	264	108.2%	264	108.2%	
Total	10,200	10,046	98.5%	10,072	98.7%	10,069	98.7%	

 North Carolina Agricultural and Technical State University	
Spring 2014 Enrollment	
	<ul style="list-style-type: none"> ▪ Funding Implications <ul style="list-style-type: none"> » While our pay rate is now at 100% (as of Feb. 5, 2014), we still did not make budget. » An analysis of where we missed our budget reveals every category except out-of-state undergraduate students was short. » A quick calculation yields a funding shortfall for Spring 2014 of approximately \$200K. » This underscores the importance of continuing to work diligently on adequate advising and mentoring and using our early warning systems to positively impact retention and persistence of our students.
www.ncat.edu	




North Carolina Agricultural and Technical State University

Preliminary Graduate Admissions for Fall 2014

Fall 2014 Admissions - Masters (as of 2/7/2014)			
	Fall 2014	Fall 2013	+/- %
Applications	636	544	17%
Admits	106	67	58%
Intent to Enroll	64	44	45%
Referred to Departments/In Audit	243	216	13%
Incompletes	281	258	9%
In Progress	1196	995	20%
Rejected	4	1	
Withdrawn	2	1	
Declined Offer	0	1	

Fall 2014 Admissions - Doctoral (as of 2/7/2014)			
	Fall 2014	Fall 2013	+/- %
Applications	129	99	30%
Admits	28	23	22%
Intent to Enroll	23	18	28%
Referred to Departments/In Audit	25	14	79%
Incompletes	75	60	25%
In Progress	230	142	62%
Rejected	1	2	
Withdrawn	0	0	
Declined Offer	0	0	

www.ncat.edu




North Carolina Agricultural and Technical State University

Preliminary Freshman Admissions for Fall 2014

AS OF FEBRUARY 09, 2014 AT 10:31 PM

	Target							Fall 2014			Fall 2013		
		Fall 2014	Fall 2013	% Change	Fall 2012	Fall 2011	Fall 2010	GPA Avg	SAT Avg	ACT Avg	GPA Avg	SAT Avg	ACT Avg
Freshman Applications		8,954	8,465	6%	6,050	5,880	5,468	3.126	897	18	3.056	886	18
IS Complete Apps	3,722	2,849	2,825	1%	1,306	1,720	1,485	3.111	882	17	3.053	871	17
OS Complete Apps	1,933	1,466	1,561	-6%	1,511	1,600	1,184	3.156	920	20	3.060	911	19
Out-State % Pending		34%	36%		54%	48%	44%						
		19	306		547	112	91						
ADMITTED		2,443	2,374	3%	1,300	2,302	1,687						
In-State	2,605	1,653	1,641	1%	590	1,347	1,159	3.593	949	19	3.428	928	18
Out-State	1,353	790	733	8%	710	955	528	3.577	1,028	22	3.502	1,008	21
OS %		32%	31%		55%	41%	31%						
Deferred		1,049	998	5%	496	NA	NA						
Denied		804	708	14%	474	840	445						
Waitlist													
Withdrawn													
Incomplete Applications		4,639	4,079	14%	3,233	2,560	2,799						
Intent to Enroll		1,030	731	41%	119	369	449	3.536	965	20	3.359	925	19

www.ncat.edu


 North Carolina Agricultural and Technical State University

Preliminary Transfer Admissions for Fall 2014

AS OF FEBRUARY 09, 2014 AT 10:31 PM


Transfer	Target	Fall 2014	Fall 2013	% Change	Fall 2012	Fall 2011	Fall 2010
Applications		651	568	15%	430	341	257
Complete Applications		164	139	18%	102	112	87
Pending		4	43	-91%	45	14	1
Admitted		125	60	108%	36	76	62
Deferred		11	11	0%	10	NA	NA
Denied		24	25	-4%	11	32	21
Waitlist							
Withdrawn							
Incomplete		487	429	14%	328	229	170
Intent to Enroll		76	39	95%	3	22	21

www.ncat.edu

 North Carolina Agricultural and Technical State University

Moving to 25% New Freshman Enrollment for 2014

- In January 2014, NCA&T was granted authority to move from the traditional 18% cap for new out of state freshman to 25%.
 - » The additional tuition revenue beyond the 18% cap will be used to provide additional scholarships with emphasis on in-state students.
 - » In raw numbers the move from 18% to 25% gives us the capacity to enroll an additional 134 out-of-state students. The potential revenue is approximately \$2.1 million.
 - » The projected revenue would fund 150 full (tuition and required fees \$5,535.17) scholarships and 350 tuition only (\$3,270.00) scholarships. If the full projected revenue is realized, a total of 500 additional scholarships for first-time full time freshman may be awarded.
 - » In addition to scholarship offers, the additional funding can be used for recruitment efforts for in-state students and retention efforts for all students.
 - » This is especially helpful for recruiting a higher academic profile in-state student who has the option of attending other North Carolina universities.




www.ncat.edu



North Carolina Agricultural and Technical State University

New Freshman Enrollment (cont.)




- » A&T will target OS recruitment efforts towards disciplines of high need for economic growth and development in the state of North Carolina.
- » While all majors and disciplines will be recruited, specific emphasis will be placed on STEM disciplines, Nursing, Agriculture and Education.
- » An important tenet of this authority is that out-of-state new freshman should categorically exceed the average SAT/ACT and GPA of entering in-state freshman in the same class.
- » In addition, our analysis determined that we have the capacity to facilitate the additional students without undue burden on teaching loads, physical classroom space, residential, dining and student services.
- » It is important to note that while we are re-doubling our efforts to recruit and admit out-of state students. The challenge is overcoming receiving notification of the increased cap late in the recruitment cycle.
- » Our efforts include reviewing those OS students who remain in our deferred pool and returning to neighboring states where A&T has traditionally had high yield and success with recruiting students. Those states include VA, MD, DC, GA, SC and NY.

www.ncat.edu



North Carolina Agricultural and Technical State University

New Freshman Enrollment (cont.)



- How will we implement, monitor and make this work?
 - » The new academic policies implemented by the University and General Administration (Fostering Undergraduate Student Success) will ensure that A&T's efforts are successful.
 - » We will need to monitor our student's success and report on it through the use of Blackboard (using the grade book), our early warning system (using alerts for students and advisors), and strong and effective advising.
 - » While it is the primary responsibility of Undergraduate Admissions to identify the student populations we would like to recruit and admit, it is a University wide effort to get them here and ensure their success.
 - » For General Administration, we will track all of our UG students, with particular emphasis on out-of-state students to determine how many remain in NC for graduate school or employment.
 - » Additional information through the use of road shows, campus forums and training will be forthcoming.

www.ncat.edu



North Carolina Agricultural and Technical State University

Questions?

