


Board of Trustees
Academic Affairs Committee

Office of Enrollment Management

Akua Matherson, Associate Vice Chancellor
 September 12, 2014




North Carolina Agricultural and Technical State University

 North Carolina Agricultural and Technical State University								
Preliminary Census Enrollment As of September 3, 2014								
STUDENT CLASSIFICATION	CLASS REGISTRATION FALL 2014				CLASS REGISTRATION FALL 2013			
	(Validated/Paid)	%	Not Validated/Paid	%	(Validated/Paid)	%	Not Validated/Paid	%
New Freshmen	1,722	100.0%	-	0.0%	1,784	100.0%	-	0.0%
New Transfers	674	99.7%	2	0.3%	431	100.0%	-	0.0%
New Masters	403	99.8%	1	0.2%	466	100.0%	-	0.0%
New Doctoral	70	100.0%	-	0.0%	86	100.0%	-	0.0%
Special/Visiting	142	100.0%	-	0.0%	91	100.0%	-	0.0%
Consortium (Indiana and Greensboro)	142	100.0%	-	0.0%	168	100.0%	-	0.0%
Readmits	263	99.2%	2	0.8%	295	100.0%	-	0.0%
Continuing Undergraduates	6,287	99.9%	9	0.1%	6,137	100.0%	-	0.0%
Continuing Masters	782	99.9%	1	0.1%	893	100.0%	-	0.0%
Continuing Doctoral	233	99.6%	1	0.4%	210	100.0%	-	0.0%
Total	10,718	99.9%	16	0.1%	10,561	100.0%	-	0.0%
Total Students	10,734				10,561			

Data for fall 2013 was thru September 4, 2013


STUDENT CLASSIFICATION	TOTAL REGISTERED STUDENTS						
	FALL 2014 GOAL	9/3/2014	%	9/3/2014	%	8/29/2014	%
New Freshmen	1,949	1,722	88.4%	1,725	88.5%	1,725	88.5%
New Transfers	517	676	130.8%	676	130.8%	676	130.8%
New Masters	385	404	104.9%	404	104.9%	404	104.9%
New Doctoral	80	70	87.5%	70	87.5%	70	87.5%
Unclassified Undergraduates	355	520	146.5%	523	147.3%	525	147.9%
Unclassified Master's	93	25	26.9%	24	25.8%	24	25.8%
Unclassified Doctoral	11	4	36.4%	4	36.4%	4	36.4%
Continuing Undergraduates	6,478	6,296	97.2%	6,312	97.4%	6,308	97.4%
Continuing Masters	820	783	95.5%	783	95.5%	784	95.6%
Continuing Doctoral	218	234	107.3%	235	107.8%	235	107.8%
Total	10,906	10,734	98.4%	10,756	98.6%	10,755	98.6%


North Carolina Agricultural and Technical State University


Final Statistics on Entering Freshman Class

As of September 3, 2014 (census date)

				Fall 2014			Fall 2013					
	Fall 2014	Fall 2013	% Change	Fall 2012	Fall 2011	Fall 2010	GPA Avg	SAT Avg	ACT Avg	GPA Avg	SAT Avg	ACT Avg
Freshman Applications	10,909	10,300	6%	7,974	8,381	7,671	3.080	883	18	3.056	886	18
IS Complete												
Apps	4,624	4,493	3%	2,988	3,958	3,892	3.091	870	17	3.053	871	17
OS Complete												
Apps	2,867	2,584	11%	2,549	2,933	2,505	3.063	904	19	3.060	911	19
Out-State %	38%	37%		46%	43%	39%						
Pending	0	2		3	3	2						
ADMITTED	4,312	4,205	3%	3,870	4,583	3,945						
In-State	2,863	2,902	-1%	2,062	2,868	2,904	3.482	928	19	3.428	928	18
Out-State	1,449	1,303	11%	1,808	1,715	1,041	3.481	995	21	3.502	1,008	21
OS %	34%	31%	47%	37%	26%							
Deferred	2	4	-50%	0	NA	NA						
Denied	3,177	2,512	26%	1,664	1,975	2,201						
Waitlist												
Withdrawn												
Incomplete Applications	3,418	3,223	6%	2,437	1,490	1,274						
Intent to Enroll	2,253	2,182	3%	2,232	2,373	2,423	3.415	930	19	3.359	925	19
Enrolled	1,722	1,784	-3%	1,858	1,900	2,061						
IS Enrolled	1,313	1,429	-8%	1,205	1,460	1,752	3.385	905	18	3.325	900	18
OS Enrolled	409	355	15%	653	440	309	3.401	973	21	3.418	997	21
Census Enrollment	1,722	1,784		1,858	1,900	2,061	3.389	920	19	3.343	919	18


North Carolina Agricultural and Technical State University

Fall 2014 Enrollment



- Meaningful gains in occurred in several areas:
 - » The academic profile for entering freshman increased over previous years;
 - » Exceeded the projected new transfer enrollment by 159;
 - » Increased undergraduate retention over previous years; and
 - » The use of a defined purge schedule inspired students, faculty and staff to complete paperwork more timely and collaboratively.

www.ncat.edu 4



Fall 2014 Enrollment (cont.)



- Continuous Improvement
 - » A cross divisional team is reviewing the awarding of scholarships to increase the competitiveness of awards;
 - » The Office of Transfer Articulation is fully staffed and operational; and
 - » A data driven comprehensive plan, for both graduate and undergraduate recruitment, is under review to ensure N.C. A&T continues to attract, recruit and retain the best and the brightest students.



Questions

