

# Division of Business and Finance

## University Tuition and Fee Discussion

November 20, 2015



**North Carolina Agricultural and Technical State University**



## 2016-17 Previously Approved Tuition Rates

| Program                      | Status       | 2015 – 16 Rate | 2016 – 17 Increase | 2016 – 17 Rate |
|------------------------------|--------------|----------------|--------------------|----------------|
| Undergraduate Tuition        | Resident     | \$3,370        | \$100              | \$3,470        |
|                              | Non-Resident | 16,130         | 100                | 16,230         |
| Graduate Tuition             | Resident     | 4,445          | 100                | 4,545          |
|                              | Non-Resident | 16,850         | 100                | 16,950         |
| <b>Professional Programs</b> |              |                |                    |                |
| MBA                          | Resident     | 5,345          | \$1,000            | 6,345          |
|                              | Non-Resident | 17,750         | 1,000              | 18,750         |
| Joint Masters Social Work    | Resident     | 4,873          | 244                | 5,117          |
|                              | Non-Resident | 18,322         | 244                | 18,566         |



## 2016-17 Previously Approved Required Fee Rates

| Program                  | Status       | 2015 – 16 Rate | 2016 –17 Increase | 2016 – 17 Rate |
|--------------------------|--------------|----------------|-------------------|----------------|
| Athletics                | All Students | \$783          | \$25              | \$808          |
| Debt Service             | All Students | 388            | 250               | 638            |
| Education and Technology | All Students | 405            | -                 | 405            |
| Health Services          | All Students | 319            | 15                | 334            |
| Student Activities       | All Students | 571            | 60                | 631            |

## 2016-17 Previously Approved Room and Board Rates

| Program   | Status    | 2015 – 16 Rate | 2016 –17 Increase | 2016 – 17 Rate |
|-----------|-----------|----------------|-------------------|----------------|
| Meal Plan | On-campus | \$2,905        | \$200             | \$3,105        |
| Housing   | On-campus | 3,509          | \$200             | \$3,709        |



# 2016–17 Proposed Parking Rates

| Parking Status                  | F/S    | Student | Other  | Increase | New Rate |
|---------------------------------|--------|---------|--------|----------|----------|
| Reserved Parking (Surface Lots) | 550.00 | -       | -      | -        | -        |
| Parking Deck (Reserved)         | 400.00 | -       | -      | -        | -        |
| Parking Deck (General)          | 325.00 | 325.00  | -      | -        | -        |
| General Parking (Surface Lots)  | 278.00 | 242.00  | -      | -        | -        |
| Motorcycle                      | 242.00 | 237.00  | -      | -        | -        |
| Park and Ride                   | 150.00 | 125.00  | -      | -        | -        |
| Evening                         | 144.00 | 124.00  | -      | -        | -        |
| 2nd Permit                      | 113.00 | 113.00  | -      | -        | -        |
| Graduating Senior (Fall)        | -      | 175.00  | -      | -        | -        |
| Summer (Term)                   | -      | 50.00   | -      | -        | 50.00    |
| Semester (Fall/Spring)          | -      | 150.00  | -      | -        | 150.00   |
| Daily                           | -      | -       | 6.00   | -        | -        |
| Primary Vendor                  | -      | -       | 278.00 | -        | -        |
| Monthly                         | -      | -       | 75.00  | -        | -        |
| Weekly                          | -      | -       | 35.00  | (10.00)  | 25.00    |
| Replacement                     | -      | -       | 25.00  | -        | -        |

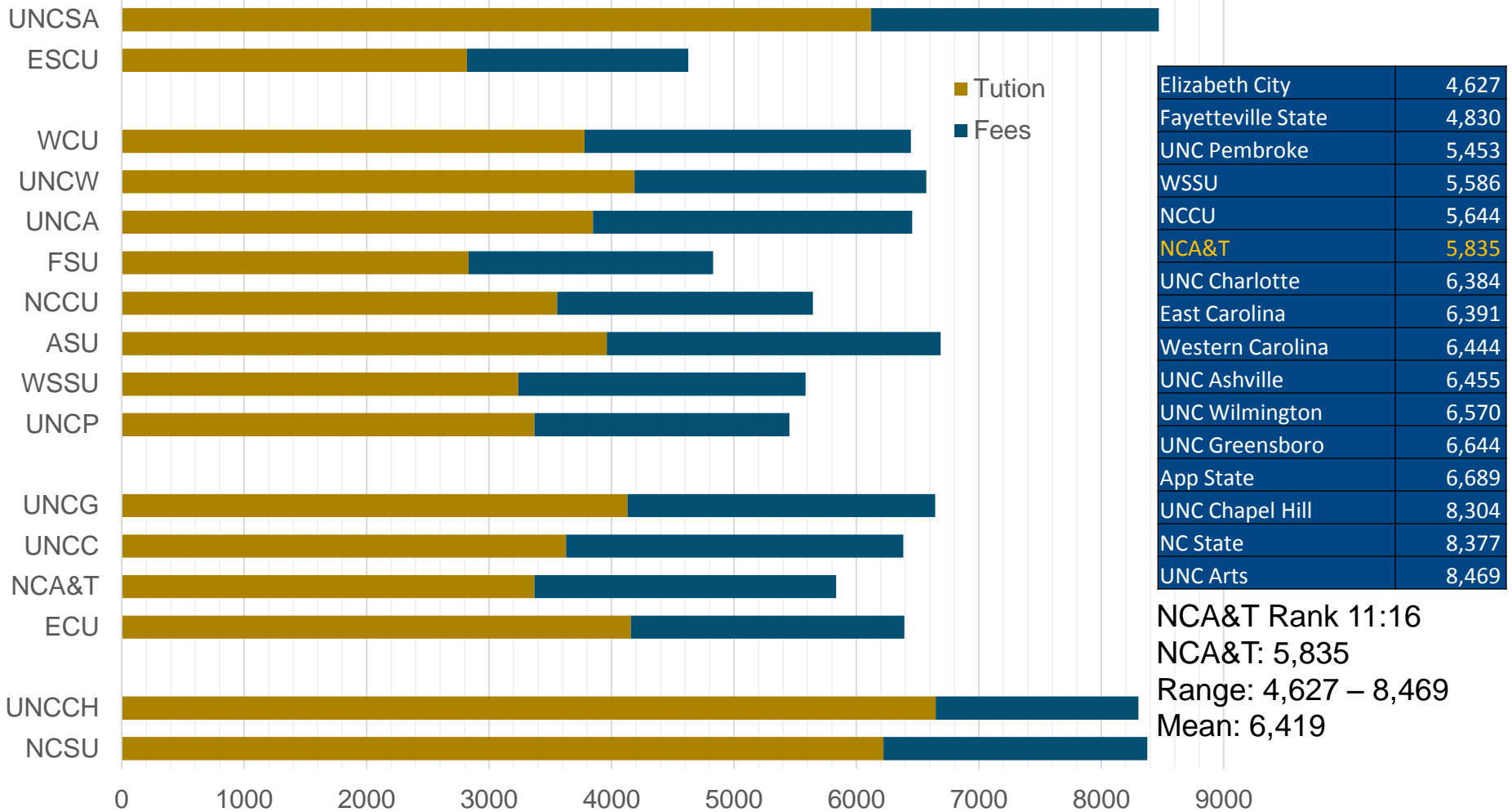


# 2016–17 Proposed Summer Application Fee

| Institution        | Admission Fee / Regular | Admission Fee / Summer | Increase  | New Summer Fee |
|--------------------|-------------------------|------------------------|-----------|----------------|
| UNC Arts           | 95                      | 0                      |           |                |
| NC State           | 80                      | 75                     |           |                |
| UNC Chapel Hill    | 80                      | 50                     |           |                |
| UNC Wilmington     | 75                      | 75                     |           |                |
| UNC Asheville      | 75                      | 20                     |           |                |
| East Carolina      | 70                      | 70                     |           |                |
| Western Carolina   | 65                      | 65                     |           |                |
| UNC Charlotte      | 60                      | 60                     |           |                |
| UNC Greensboro     | 55                      | 55                     |           |                |
| App State          | 55                      | 55                     |           |                |
| <b>NCA&amp;T</b>   | <b>55</b>               | <b>45</b>              | <b>10</b> | <b>55</b>      |
| WSSU               | 50                      | 50                     |           |                |
| UNC Pembroke       | 45                      | 45                     |           |                |
| Fayetteville State | 40                      | 40                     |           |                |
| NCCU               | 40                      | 40                     |           |                |
| Elizabeth City     | 30                      | 30                     |           |                |



# Total Tuition and Fees (Resident) 2015-16

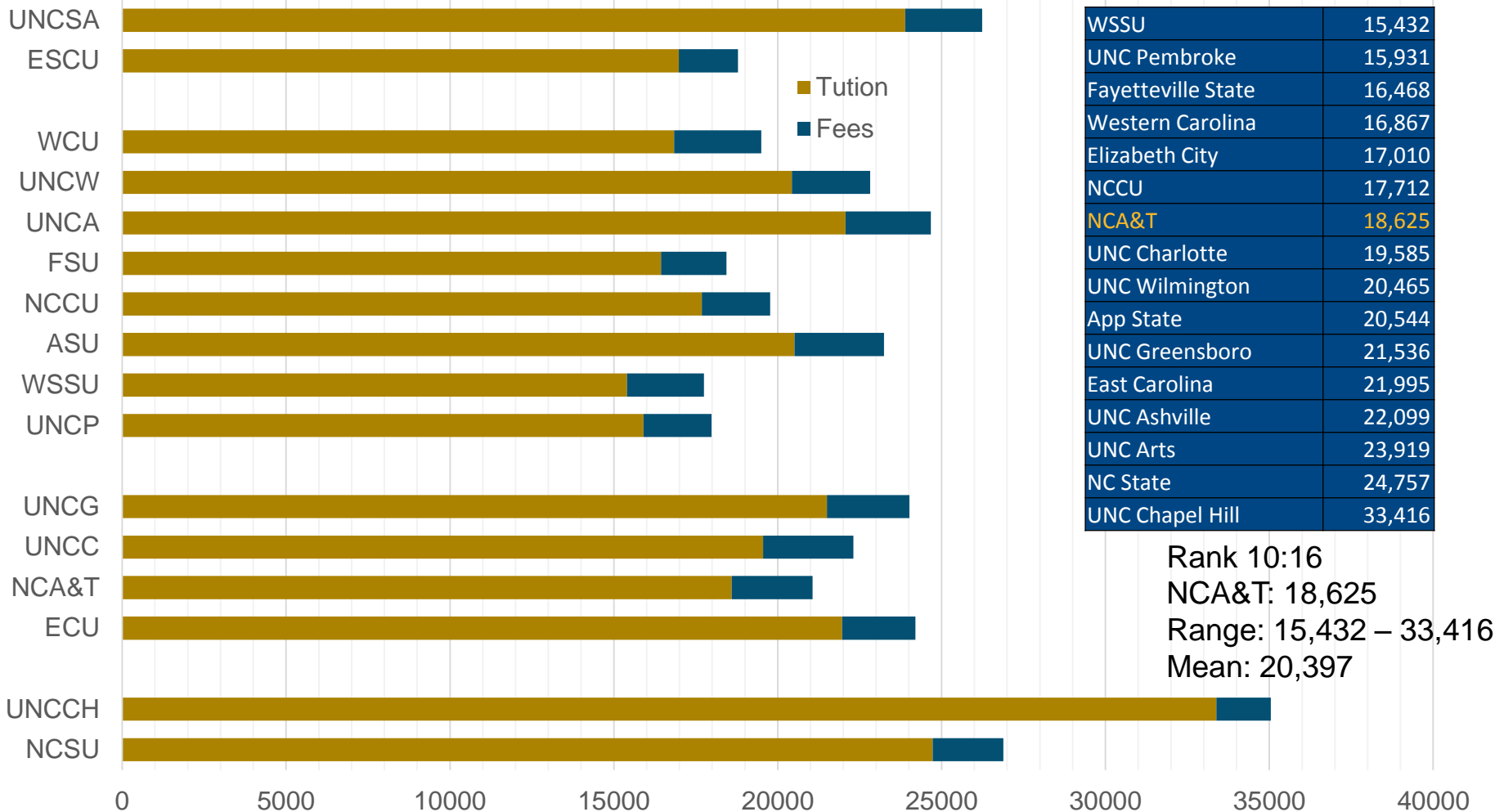


|                    |              |
|--------------------|--------------|
| Elizabeth City     | 4,627        |
| Fayetteville State | 4,830        |
| UNC Pembroke       | 5,453        |
| WSSU               | 5,586        |
| NCCU               | 5,644        |
| <b>NCA&amp;T</b>   | <b>5,835</b> |
| UNC Charlotte      | 6,384        |
| East Carolina      | 6,391        |
| Western Carolina   | 6,444        |
| UNC Asheville      | 6,455        |
| UNC Wilmington     | 6,570        |
| UNC Greensboro     | 6,644        |
| App State          | 6,689        |
| UNC Chapel Hill    | 8,304        |
| NC State           | 8,377        |
| UNC Arts           | 8,469        |

NCA&T Rank 11:16  
 NCA&T: 5,835  
 Range: 4,627 – 8,469  
 Mean: 6,419



# Total Tuition and Fees (Non - Resident) 2015-16





## Meal Plan Rates 2015-16

| Institution                                    | Annual Cost  |
|--|--------------|
| UNC CHAPEL HILL                                | \$ 4,493     |
| UNC CHARLOTTE                                  | 4,272        |
| WESTERN CAROLINA UNIVERSITY                    | 3,986        |
| UNC PEMBROKE                                   | 3,777        |
| UNC WILMINGTON                                 | 3,760        |
| EAST CAROLINA UNIVERSITY                       | 3,700        |
| UNC ASHEVILLE                                  | 3,674        |
| APPALACHIAN STATE UNIVERSITY                   | 3,620        |
| NORTH CAROLINA CENTRAL UNIVERSITY              | 3,281        |
| UNC GREENSBORO                                 | 3,243        |
| FAYETTEVILLE STATE UNIVERSITY                  | 3,208        |
| NORTH CAROLINA STATE UNIVERSITY                | 3,200        |
| WINSTON SALEM STATE UNIVERSITY                 | 3,092        |
| ELIZABETH STATE UNIVERSITY                     | 2,999        |
| <b>NORTH CAROLINA A&amp;T STATE UNIVERSITY</b> | <b>2,905</b> |



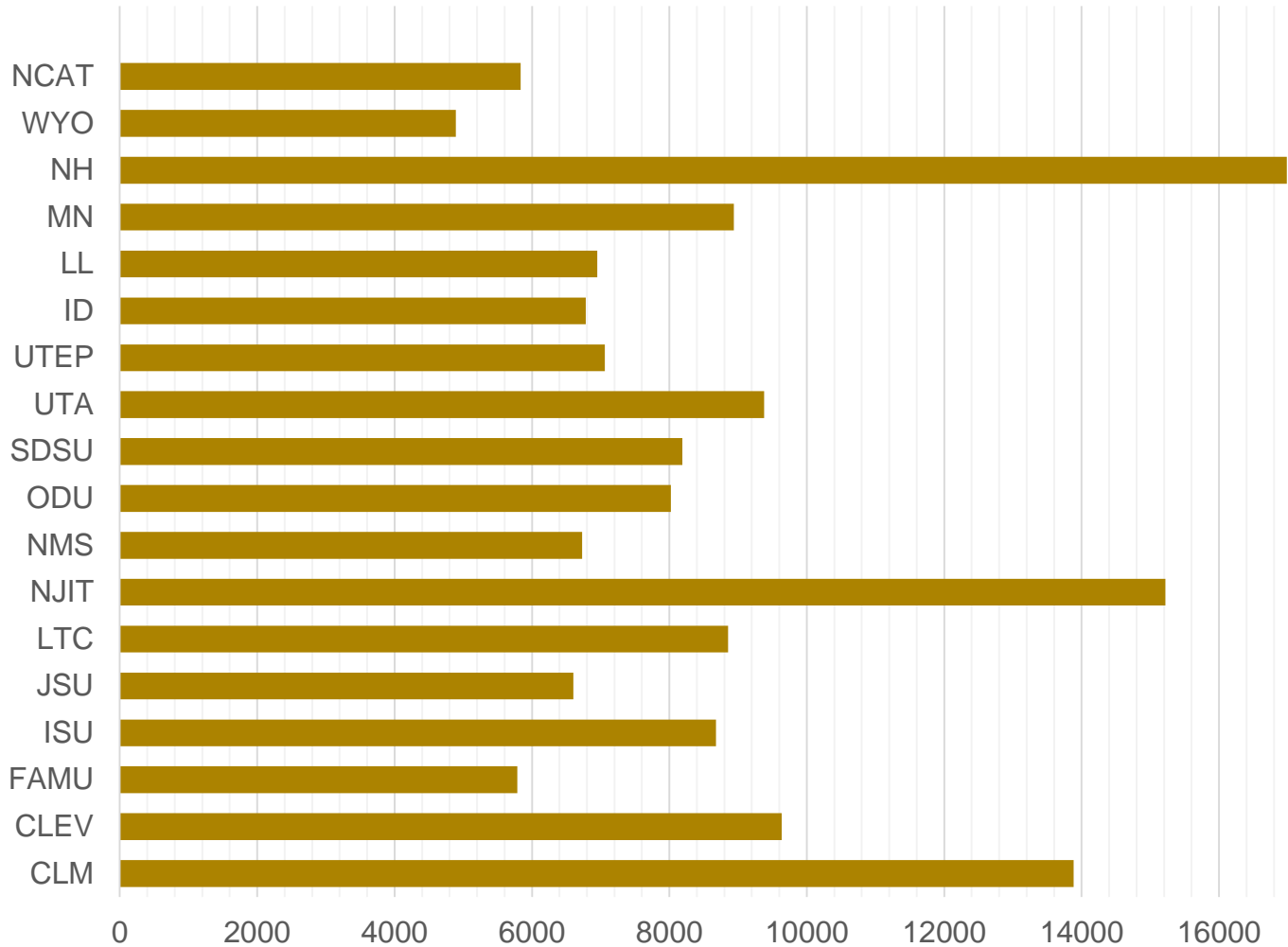


## 2015–16 Room Rates

| Institution                 | Traditional Double Annual Rate |
|-----------------------------|--------------------------------|
| UNC Chapel Hill             | 6,106                          |
| Winston Salem State         | 5,736                          |
| UNC Charlotte               | 5,660                          |
| NC State University         | 5,240                          |
| East Carolina               | 5,060                          |
| UNC Wilmington              | 5,046                          |
| NCCU                        | 4,874                          |
| UNC Pembroke                | 4,750                          |
| Elizabeth City              | 4,724                          |
| UNC Greensboro              | 4,702                          |
| Appalachian State           | 4,670                          |
| UNC-Asheville               | 4,658                          |
| Western Carolina University | 3,876                          |
| Fayetteville State          | 3,779                          |
| <b>NCAT</b>                 | <b>3,509</b>                   |



# Non UNC Peers Total Tuition and Fees (Resident) 2015-16

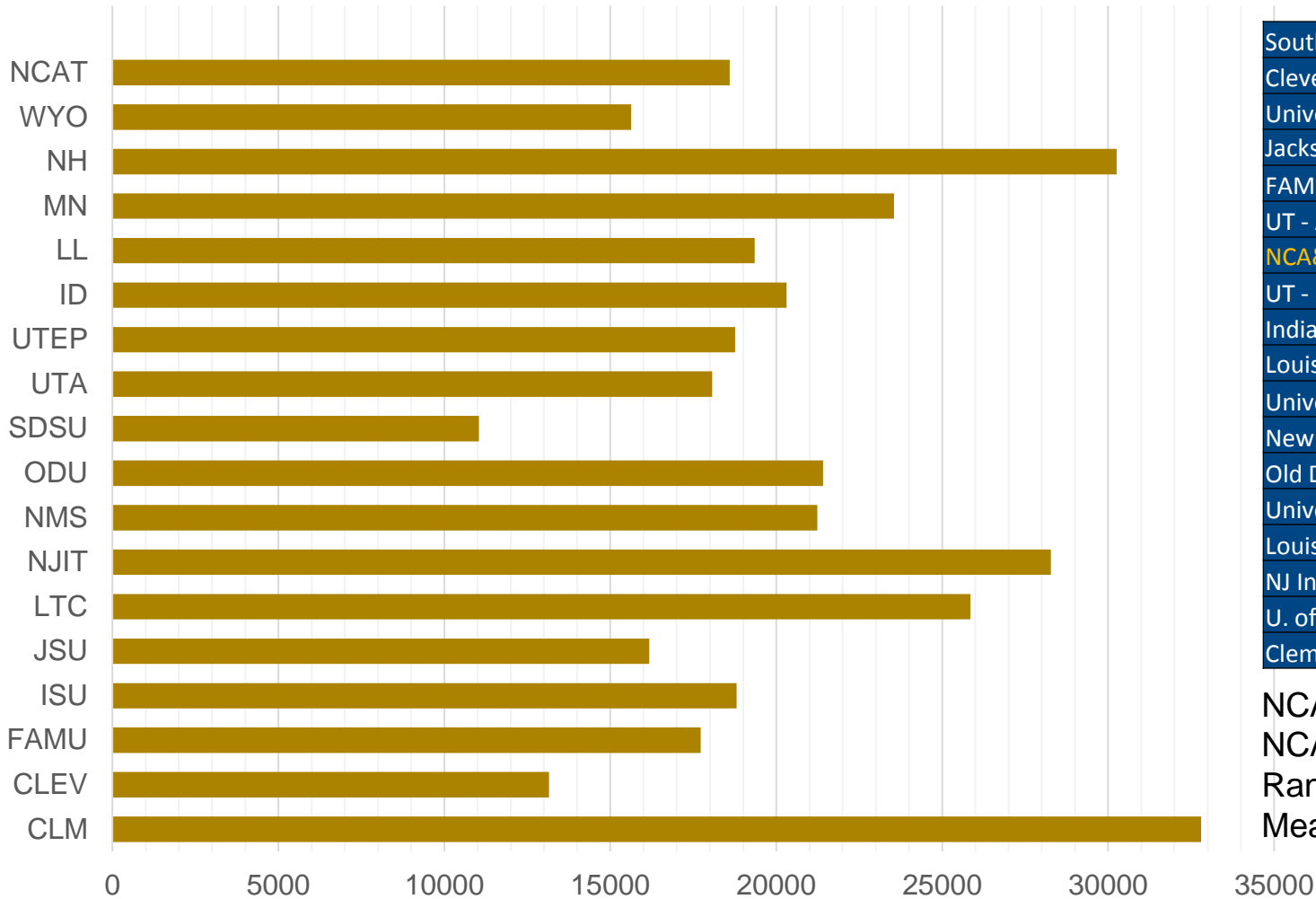


|                       |              |
|-----------------------|--------------|
| University of Wyoming | 4,891        |
| FAMU                  | 5,784        |
| <b>NCA&amp;T</b>      | <b>5,835</b> |
| Jackson State         | 6,602        |
| New Mexico State      | 6,729        |
| University of Idaho   | 6,784        |
| Louisiana Lafayette   | 6,948        |
| UT - El Paso          | 7,058        |
| Old Dominion          | 8,022        |
| South Dakota State    | 8,190        |
| Indiana State         | 8,680        |
| Louisiana Tech        | 8,853        |
| University of Maine   | 8,936        |
| UT - Arlington        | 9,380        |
| Cleveland State       | 9,636        |
| Clemson               | 13,882       |
| NJ Institute of Tech  | 15,218       |
| U. of New Hampshire   | 16,986       |

NCA&T Rank 16:18  
 NCA&T: 5,835  
 Range: 4,891 – 16,986  
 Mean: 8,801



# Non UNC Peers Total Tuition and Fees (Non- Resident) 2015-16



|                       |               |
|-----------------------|---------------|
| South Dakota State    | 11,040        |
| Cleveland State       | 13,156        |
| University of Wyoming | 15,631        |
| Jackson State         | 16,174        |
| FAMU                  | 17,726        |
| UT - Arlington        | 18,068        |
| <b>NCA&amp;T</b>      | <b>18,625</b> |
| UT - El Paso          | 18,759        |
| Indiana State         | 18,808        |
| Louisiana Lafayette   | 19,348        |
| University of Idaho   | 20,314        |
| New Mexico State      | 21,234        |
| Old Dominion          | 21,414        |
| University of Maine   | 23,552        |
| Louisiana Tech        | 25,851        |
| NJ Institute of Tech  | 28,274        |
| U. of New Hampshire   | 30,256        |
| Clemson               | 32,800        |

NCA&T Rank 12:18  
 NCA&T: 18,625  
 Range: 11,040 – 32,800  
 Mean: 20,611



# QUESTIONS!