



Graduate Enrollment

Clay Gloster

Interim Vice Provost for Research, Graduate Programs and Extended Learning

Board of Trustees University Affairs Committee

February 22, 2019



Graduate Admissions Activity

	Spring 2019	Spring 2018	% Increase
Applications	529	426	24%
Admits	348	297	17%
Intent to Enroll	306	257	19%
Referred to Departments/In Audit	31	0	-
Incompletes	114	102	12%
In Progress	472	368	28%
Rejected	35	25	40%
Withdrawn	2	2	0%

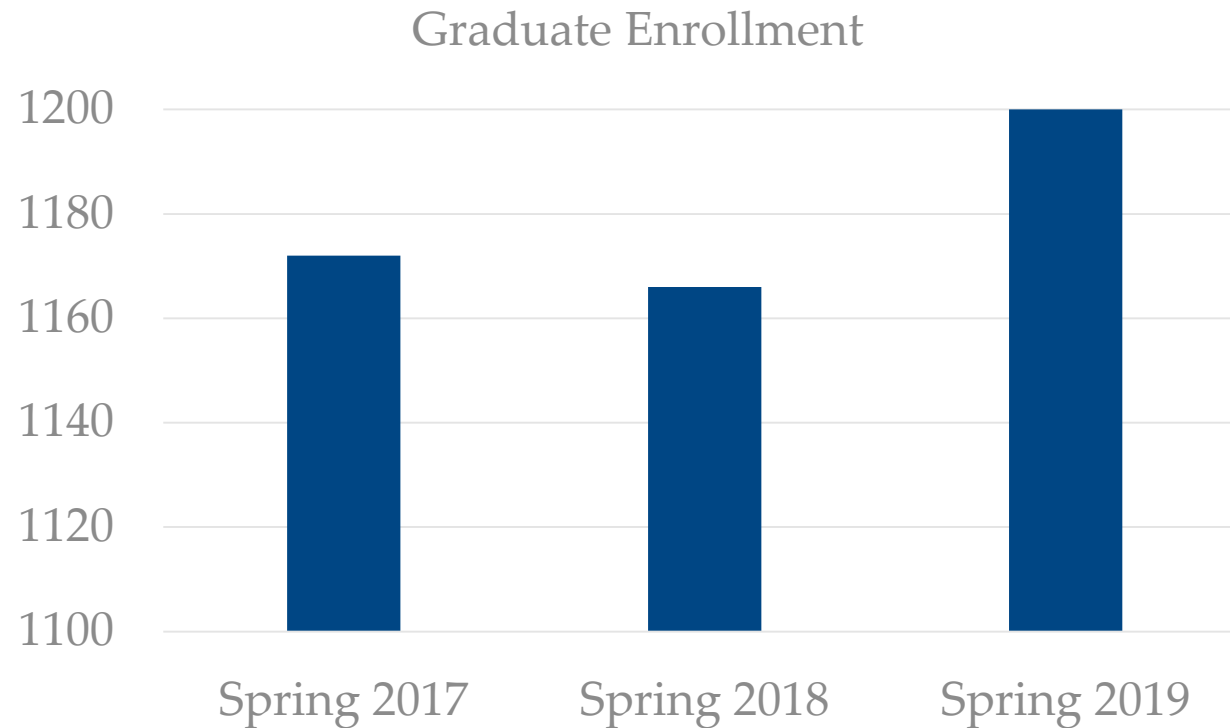
Strategies for Incomplete or In Progress Application Conversion

- Automatic email reminders
- Targeted email about the priority deadline for funding
- Targeted email to recruit high achieving students with tuition remission

* As of January 25, 2019

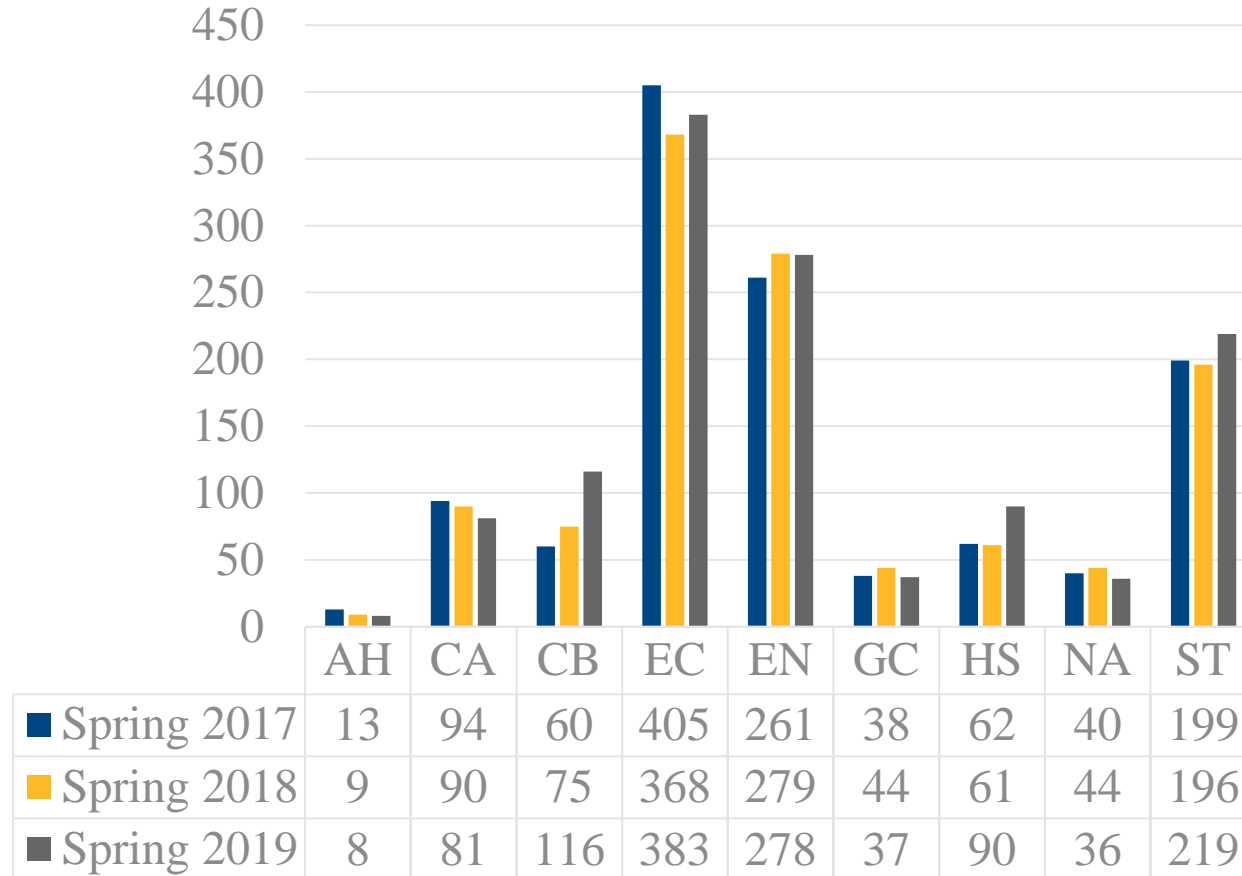


Graduate Enrollment: Spring 2017-2019





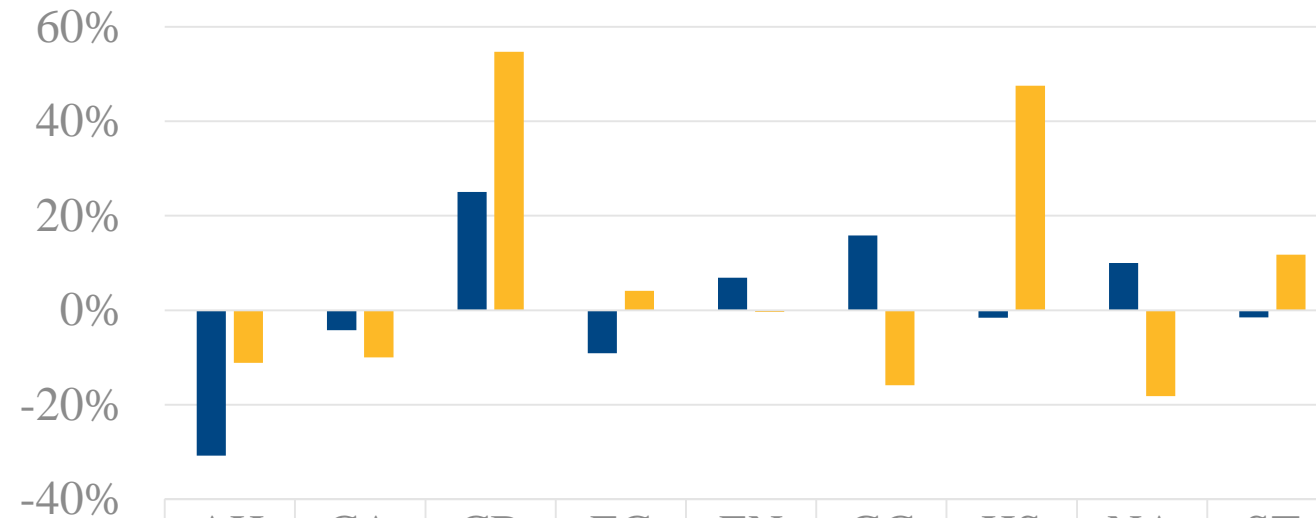
Graduate Enrollment By College



■ Spring 2017 ■ Spring 2018 ■ Spring 2019



Enrollment % Increase/Decrease
By College

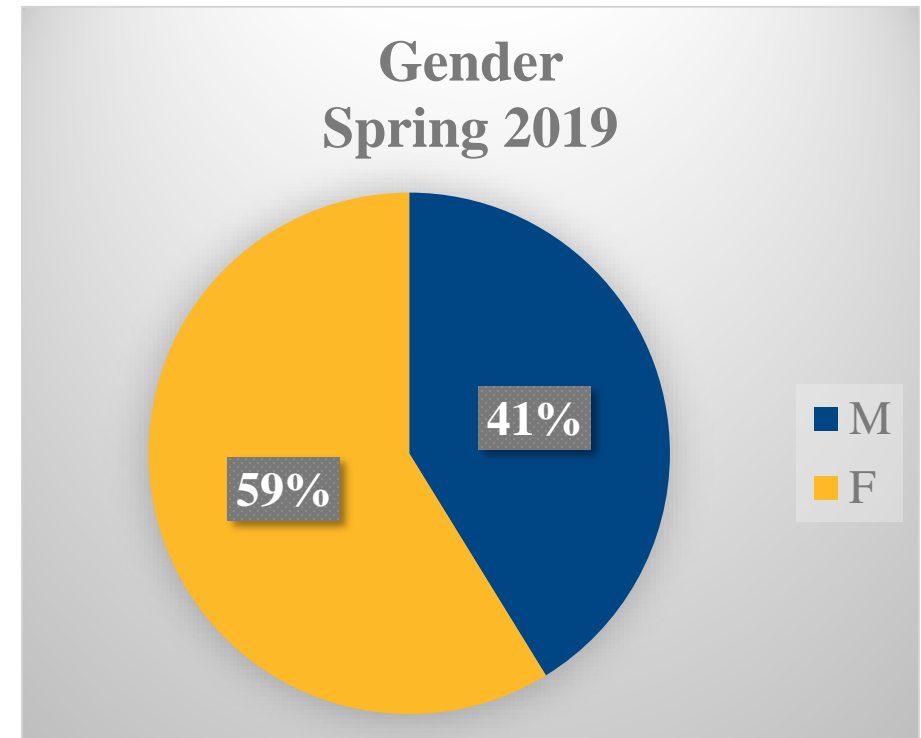
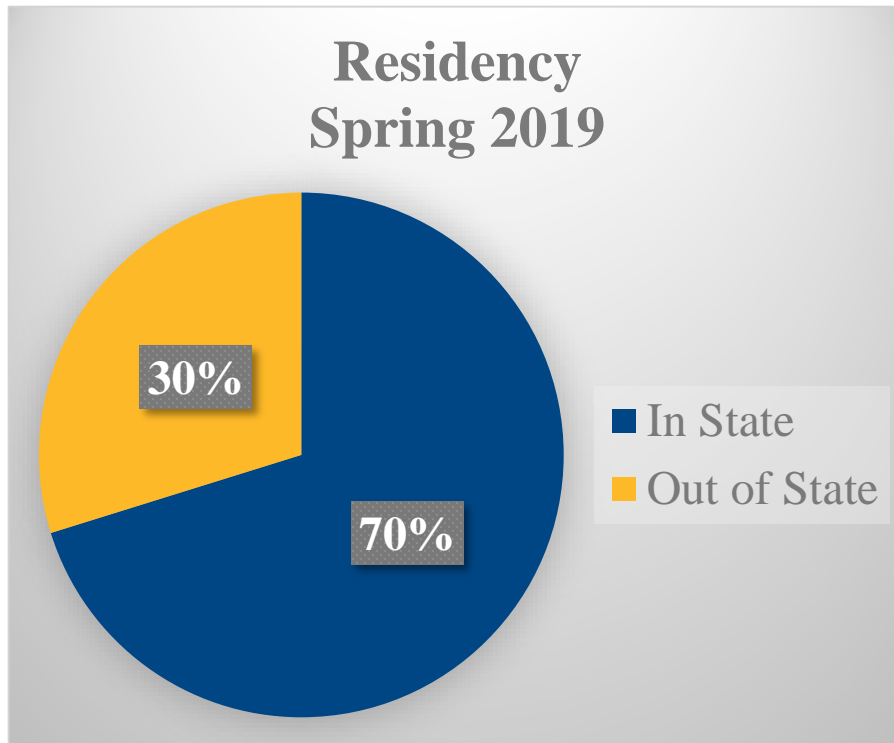


	AH	CA	CB	EC	EN	GC	HS	NA	ST
■ % increase 17-18	-31%	-4%	25%	-9%	7%	16%	-2%	10%	-2%
■ % increase 18-19	-11%	-10%	55%	4%	0%	-16%	48%	-18%	12%

■ % increase 17-18 ■ % increase 18-19



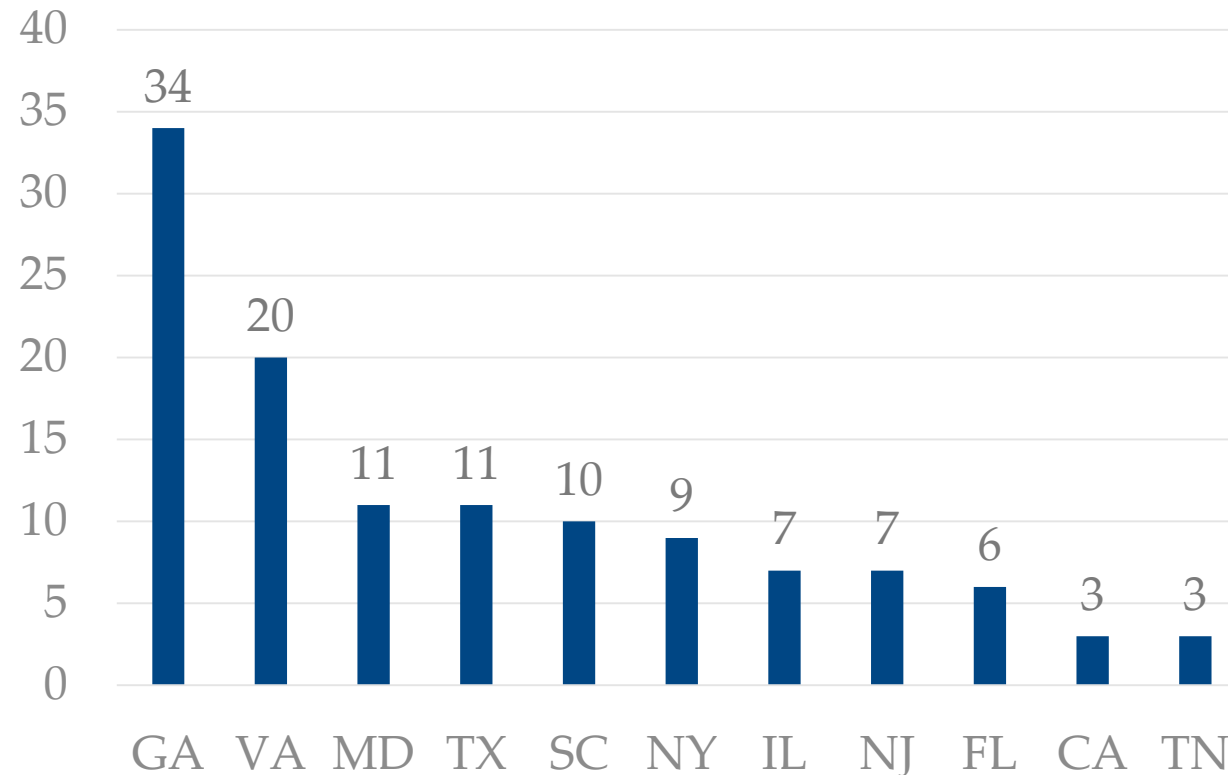
Student Profile: Residency and Gender





Student Profile: Top States (excluding NC)

Top States for Graduate Students





Reintroduction of the Woodland Hall Fellowship Program

Overview

- Merit-based fellowship program for master's and doctoral students who are committed to excellence in scholarship, research, and leadership in a research university setting.
- The Fellowship is named in honor of Woodland Ellroy Hall (1909-2004), the first student to earn a graduate degree from North Carolina A&T State University in 1941. Hall, a native Virginian, earned a bachelor's degree in agriculture from the University of Maryland Eastern Shore, a master's degree in agricultural education at North Carolina A&T, and a second master's at Columbia University. Hall also did doctoral work at Pennsylvania State University.





Reintroduction of the Woodland Hall Fellowship

Statistics

- Number of applications received (November 15): 55
- Number of finalists invited to campus at their own expense (January 25-26): 16
- Number of students selected for the award: 9
- Students receive full tuition, fees, health insurance, and a stipend of
 - \$13,500 for MS students
 - \$18,000 for Ph.D. students

