

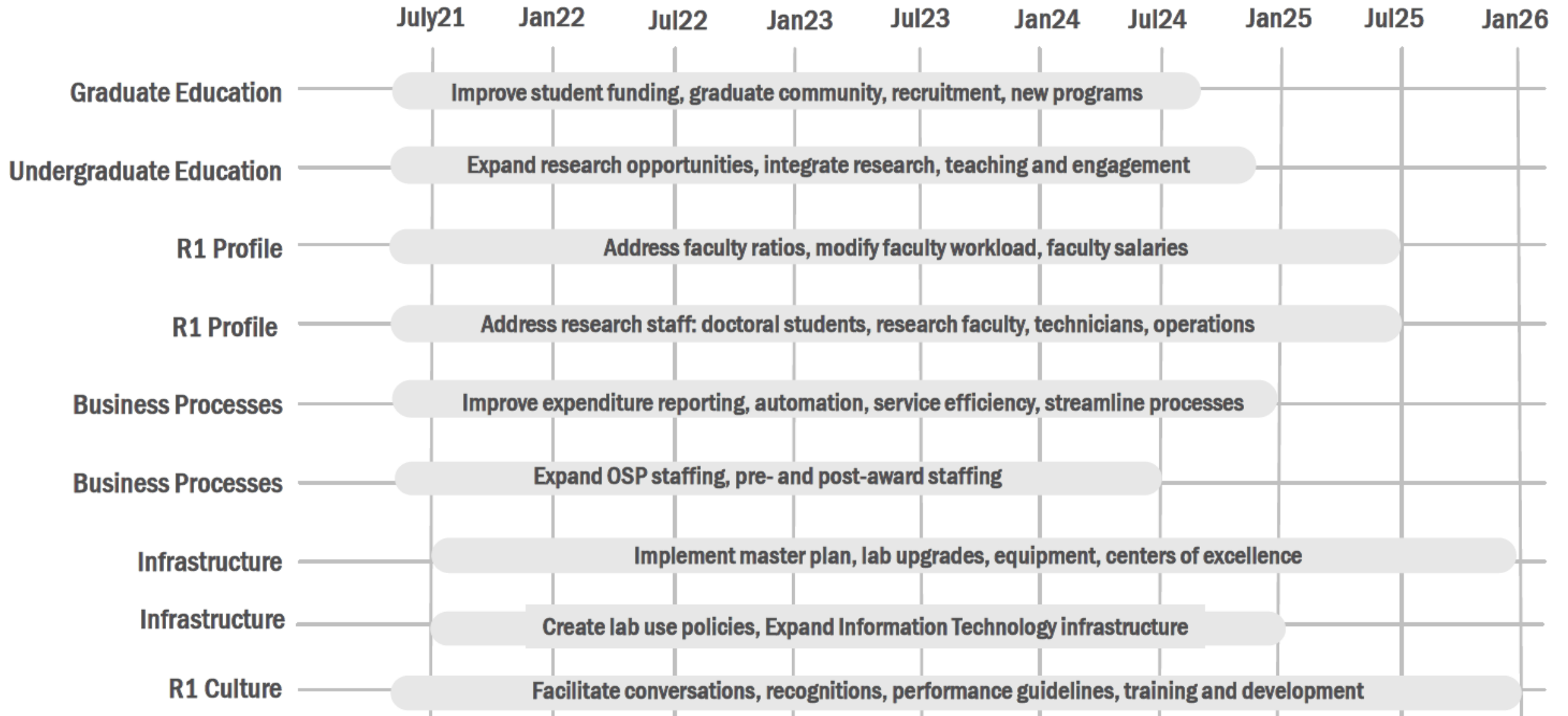
UPDATE: R1 ACTIVITIES



Tonya Smith-Jackson, PhD, CPE and Eric Muth, PhD

Provost and Executive Vice Chancellor for Academic Affairs;
Vice Chancellor for Research and Economic Development

November 11, 2022



Photos - New Programs Dashboard.jpg

See all photos + Add to



Edit & Create Share



NEW ACADEMIC PROGRAM TRACKING SYSTEM
2022-2023 Academic Year



Additional Filters

- Delivery Mode
- R1 Priority Status
- STEM CIP
- College
- Department

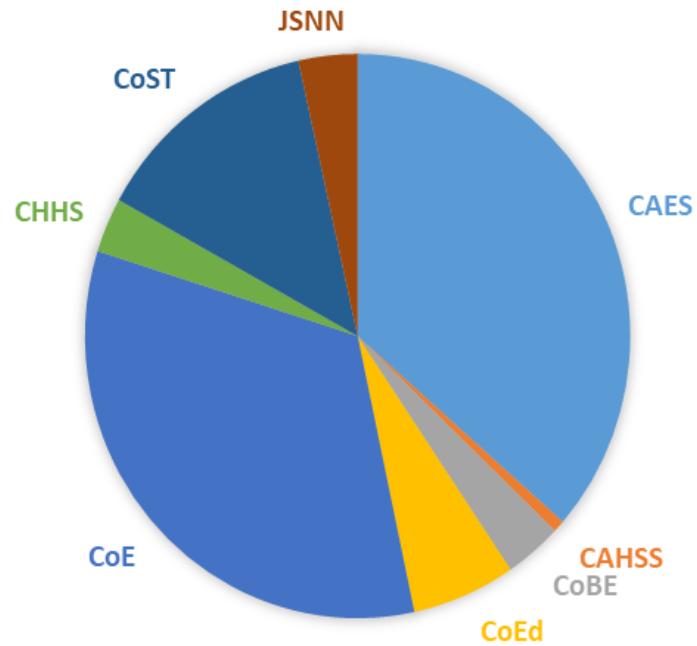
Programs

Program	Level	Status	Enrollment Target	R1 Priority Program	Notes
Criminal Justice	Masters	Currently Submitted	Fall 2024	No	RPA was approved by UNC-SO. Working on RTE.
Criminal Justice	Doctoral	Currently Submitted	Fall 2024	No	RPA was approved by UNC-SO. Pending Graduate Council Approval
Physician Assistant Studies	Masters	Approved	Fall 2024	No	Approved by Board of Governors
Nurse Practitioner	Doctoral	Initial Research	Fall 2024	Yes	RPA to be submitted 11/7/22
Sociology	Doctoral	Initial Research	Fall 2024	Yes	RPA to be submitted 11/14/22
Applied Psychology	PhD	Initial Research	Fall 2024	No	RPA to be submitted 11/14/22
Sociology	Masters	Initial Research	Fall 2025	No	RPA being prepped for submission queue

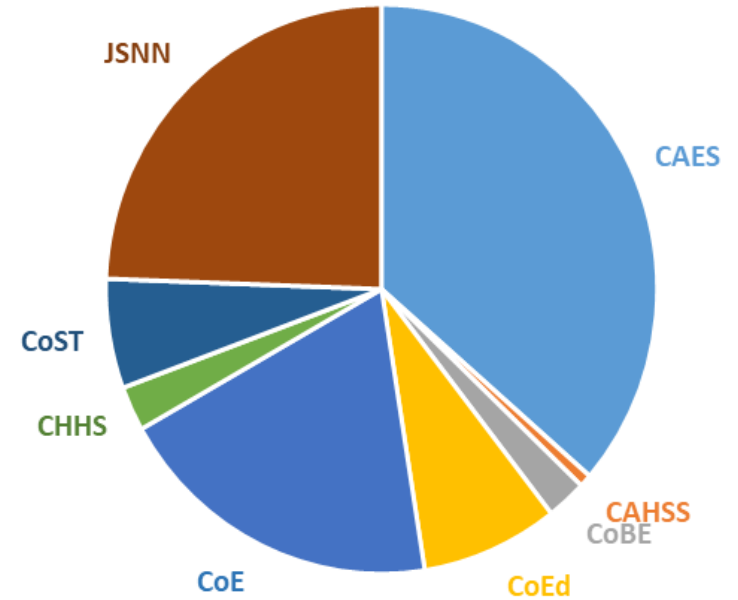
Faculty/Staff Development (Primarily DORED-led/sponsored)	Purpose
Faculty survey	Needs assessment
Inclusive Research Excellence	Expand capabilities in equity, disparities research
NC Louis Stokes Alliance for Minority Participation	Engage faculty to support undergraduate research
Funding models and use of grant funding	Assist faculty with strategies to spend funding effectively and impactfully
Engagement assistant	Connecting and meeting with funders, corporations, program officers
Seminars and monthly events to support best practices	Special topics, cross-disciplinary collaboration, computing clusters, databases
Proposal development	Conceptualizing, writing, assembling, teaming
Support for large grants	Hanover and other support; online access to raining
SPIN and Pivot to identify research opportunities	Access to grant opportunities among agencies and foundations
Community engagement and action research	Led by the Office for Community Engagement

Total college expenditures: \$39.2 Total T,TT faculty: 396 Average per capita expenditures: \$99K

FY22 EXPENDITURES BY COLLEGE



FY22 PER CAPITA EXPENDITURES





AGG
IESDO